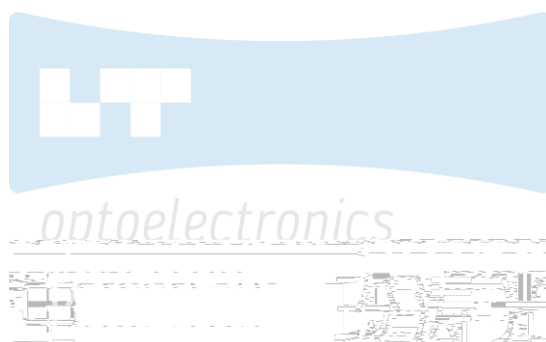


SPECIFICATION 产品规格书




REFONDLT P/N 产品型号

RT-TVG*GE33MCZ


R&D 研发

Mass Product 量产供货




Contents/ 目录

| | |
|----------------------------|---|
| 1.Description 产品介绍..... | 3 |
| 1.1 Description 描述..... | 3 |
| 1.1.1 Features 特征..... | 3 |
| 1.1.2 Applications 应用..... | 3 |



1. Description 产品介绍

1.1 Description 描述



The White LED which was fabricated using a blue chip and the phosphor, outline size 3.0mm × 3.0mm × 0.6mm.

该产品为白光LED，是由蓝光芯片激发荧光粉而形成，3.0mm × 3.0mm × 0.6mm。

1.1.1 Features 特征

EMC Package. EMC封装

Extremely wide viewing angle. 发光角度大

Suitable for all SMT assembly and solder process. 适用于所有的SMT组装和焊接工艺

Available on tape and reel. 适用于载带及卷轴

Moisture sensitivity level: Level 3. 防潮等级 Level 3

RoHS compliant. 满足RoHS要求

1.1.2 Applications 应用

Backlight for LCD, TV or monitor. LCD背光、电视或显示器


Switch and symbol, display.

Optical indicator. 光学指示

Indoor display. 室内显示

Tubular light application. 用于日光灯管

General use. 其他应用



1.2 Package Dimension 产品尺寸

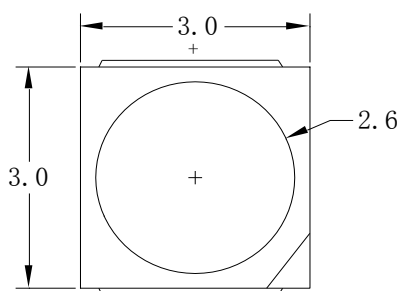


Fig.1-1 Top view 正面视图

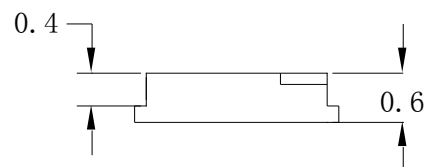


Fig.1-2 Side view 侧面视图

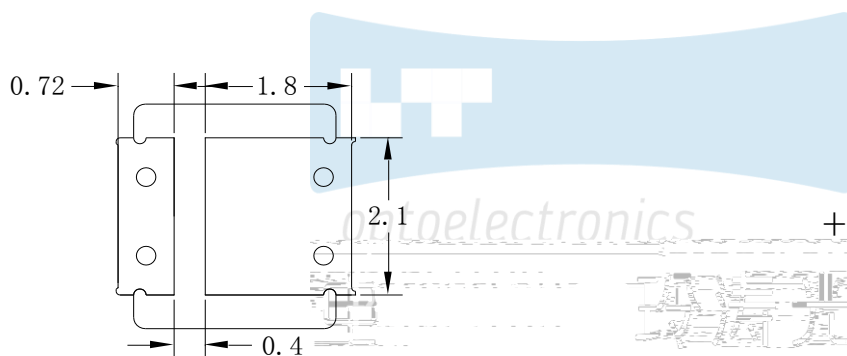


Fig.1-3 Bottom view 背面视图

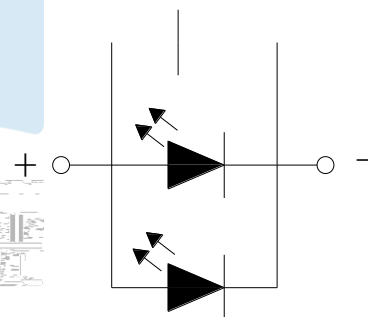


Fig.1-4 Polarity 极性

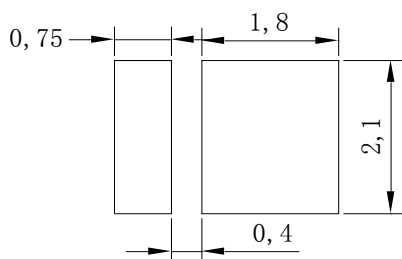



Fig.1-5 Soldering patterns 推荐焊盘

Notes 备注

(1) All dimensions units are millimeters. 所有尺寸标注单位为毫米

(2) All dimensions tolerances are $\pm 0.2\text{mm}$ unless otherwise noted.



除特别标注外, 所有尺寸公差为 ± 0.2 毫米

1.3 Product Parameters 产品参数

Table 1-1 Electrical / Optical Characteristics at Ts=25°C 电性与光学特性

| Item 项目 | Symbol 符号 | Test condition 测试条件 | Value | | | Unit 单位 |
|-----------------------------|--------------------|------------------------|---------------|--------------|---------------|------------|
| | | | Min. (最小值) | Typ (典型值) | Max. (最大值) | |
| Forward Voltage (正向电压) | V _F | I _F =600mA | 2.8 | --- | 3.6 | V |
| Reverse Current (漏电流) | I _R | V _R =0.6V | --- | --- | 10 | uA |
| Luminous Flux (光通量) | | I _F =600mA | 140 | --- | 220 | Lm |
| Viewing Angle (发光角度) | 2 1/2 | I _F =600mA | --- | 120 | --- | deg |
| Thermal Resistance. (热阻) | R _{THJ-S} | I _F =600mA | --- | 12 | --- | °C/W |

Table 1-2 Absolute Maximum Ratings at Ts=25°C 绝对最大值

| Parameter (参数) | Symbol (符号) | Rating (值) | Units (单位) |
|---------------------------------------|------------------|---------------|---------------|
| Power Dissipation (功耗) | P _D | 2160 | mW |
| Forward Current (正向电流) | I _F | 600 | mA |
| Peak Forward Current (峰值电流) | I _{FP} | 900 | mA |
| Reverse Voltage (反向电压) | V _R | 0.6 | V |
| Electrostatic Discharge (HBM) (静电) | E _{SD} | 8000 | V |
| Operating Temperature (操作温度) | T _{OPR} | -40 ~ +85 | °C |
| Storage Temperature (储存温度) | T _{stg} | -40 ~ +100 | °C |
| Junction Temperature (结温) | T _J | 115 | °C |


Notes 备注:

- (1) 1/10 Duty cycle, 0.1ms pulse width. 脉宽0.1ms,占空比1/10.
- (2) The above forward voltage measurement allowance tolerance is $\pm 0.1V$. 以上所示电压测量误差 $\pm 0.1V$.
- (3) The above color coordinates measurement allowance tolerance is 0.005. 以上所示坐标测量误差 0.005.
- (4) The above luminous intensity measurement allowance tolerance $\pm 5\%$. 上述发光强度的测试允许公差为 $\pm 5\%$.
- (5) Care is to be taken that power dissipation does not exceed the absolute maximum rating of the product. 使用功率不能超过规定的最大值。
- (6) All measurements were made under the standardized environment of Refond. 所有测试都是基于瑞丰现有的标准测试平台。
- (7) When the LEDs are in operation the maximum current should be decided after measuring the package temperature junction temperature should not exceed the maximum rate. LED 使用的时候需要根据散热条件确定, 结温不能超过最大值。
- (8) ESD yield is over 90% at 8000V ESD (HBM). ESD protection during products handing is needed. 90%的LED 通过人体模式ESD8000V 测试, 在操作时请注意静电防护。

1.4 Bin Range Of Forward Voltage and Luminous Flux (IF=600mA)电压与流明分 BIN 范围(IF=600mA)

Table 1-3 Bin Range Of Forward Voltage and Luminous Flux电压与流明分BIN范围(IF=600mA)

| VF (V) | G1 | G2 | H1 | H2 | I1 | I2 | J1 | J2 |
|--------|---------|---------|---------|---------|---------|---------|---------|---------|
| | | 2.8-2.9 | 2.9-3.0 | 3.0-3.1 | 3.1-3.2 | 3.2-3.3 | 3.3-3.4 | 3.4-3.5 |
| (lm) | T140 | T145 | T150 | T155 | T160 | T165 | | T240 |
| | 140-145 | 145-150 | 150-155 | 155-160 | 160-165 | 165-170 | | 240-245 |



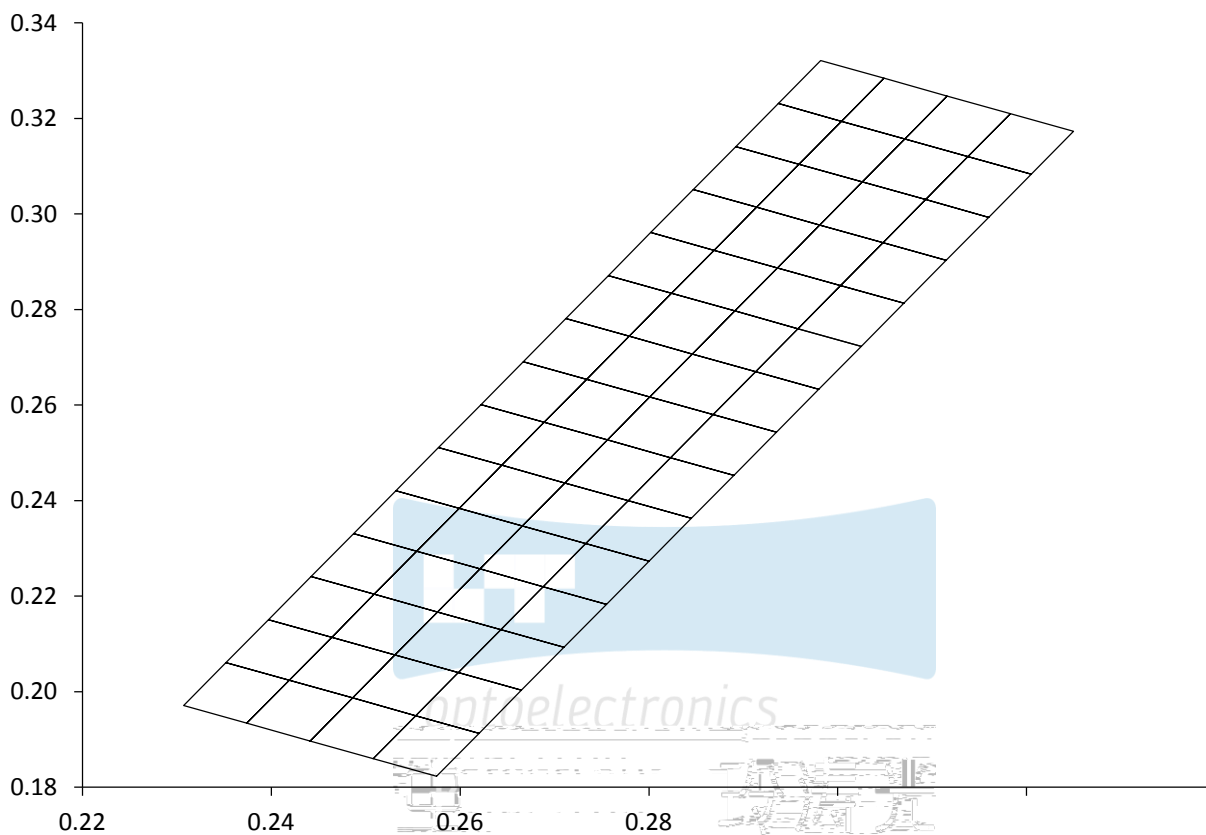


Fig 1-6 The C.I.E Chromaticity Diagram CIE色度图

Table 1-4 The C.I.E Chromaticity Diagram CIE色度图

| BIN CODE | CIE-X1 | CIE-Y1 | CIE-X2 | CIE-Y2 | CIE-X3 | CIE-Y3 | CIE-X4 | CIE-Y4 |
|----------|--------|--------|--------|--------|--------|--------|--------|--------|
| D00 | 0.3025 | 0.2723 | 0.2958 | 0.2760 | 0.3003 | 0.2850 | 0.3070 | 0.2813 |
| D01 | 0.2980 | 0.2633 | 0.2913 | 0.2670 | 0.2958 | 0.2760 | 0.3025 | 0.2723 |
| D02 | 0.2935 | 0.2543 | 0.2868 | 0.2580 | 0.2913 | 0.2670 | 0.2980 | 0.2633 |
| D03 | 0.2890 | 0.2453 | 0.2823 | 0.2490 | 0.2868 | 0.2580 | 0.2935 | 0.2543 |
| D04 | 0.2845 | 0.2363 | 0.2778 | 0.2400 | 0.2823 | 0.2490 | 0.2890 | 0.2453 |
| D05 | 0.2800 | 0.2273 | 0.2733 | 0.2310 | 0.2778 | 0.2400 | 0.2845 | 0.2363 |
| D06 | 0.2755 | 0.2183 | 0.2688 | 0.2220 | 0.2733 | 0.2310 | 0.2800 | 0.2273 |
| D07 | 0.2710 | 0.2093 | 0.2643 | 0.2130 | 0.2688 | 0.2220 | 0.2755 | 0.2183 |
| D08 | 0.2665 | 0.2003 | 0.2598 | 0.2040 | 0.2643 | 0.2130 | 0.2710 | 0.2093 |
| D09 | 0.2620 | 0.1913 | 0.2553 | 0.1950 | 0.2598 | 0.2040 | 0.2665 | 0.2003 |
| D10 | 0.2575 | 0.1823 | 0.2508 | 0.1860 | 0.2553 | 0.1950 | 0.2620 | 0.1913 |
| D20 | 0.3070 | 0.2813 | 0.3003 | 0.2850 | 0.3048 | 0.2940 | 0.3115 | 0.2903 |
| D21 | 0.3115 | 0.2903 | 0.3048 | 0.2940 | 0.3093 | 0.3030 | 0.3160 | 0.2993 |
| D22 | 0.3160 | 0.2993 | 0.3093 | 0.3030 | 0.3138 | 0.3120 | 0.3205 | 0.3083 |
| D23 | 0.3205 | 0.3083 | 0.3138 | 0.312 | 0.3183 | 0.321 | 0.325 | 0.3173 |

| | | | | | | | | |
|-----|--------|--------|--------|--------|--------|--------|--------|--------|
| H00 | 0.2958 | 0.2760 | 0.2891 | 0.2797 | 0.2936 | 0.2887 | 0.3003 | 0.2850 |
| H01 | 0.2913 | 0.2670 | 0.2846 | 0.2707 | 0.2891 | 0.2797 | 0.2958 | 0.2760 |
| H02 | 0.2868 | 0.2580 | 0.2801 | 0.2617 | 0.2846 | 0.2707 | 0.2913 | 0.2670 |
| H03 | 0.2823 | 0.2490 | 0.2756 | 0.2527 | 0.2801 | 0.2617 | 0.2868 | 0.2580 |
| H04 | 0.2778 | 0.2400 | 0.2711 | 0.2437 | 0.2756 | 0.2527 | 0.2823 | 0.2490 |
| H05 | 0.2733 | 0.2310 | 0.2666 | 0.2347 | 0.2711 | 0.2437 | 0.2778 | 0.2400 |
| H06 | 0.2688 | 0.2220 | 0.2621 | 0.2257 | 0.2666 | 0.2347 | 0.2733 | 0.2310 |
| H07 | 0.2643 | 0.2130 | 0.2576 | 0.2167 | 0.2621 | 0.2257 | 0.2688 | 0.2220 |
| H08 | 0.2598 | 0.2040 | 0.2531 | 0.2077 | 0.2576 | 0.2167 | 0.2643 | 0.2130 |
| H09 | 0.2553 | 0.1950 | 0.2486 | 0.1987 | 0.2531 | 0.2077 | 0.2598 | 0.2040 |
| H10 | 0.2508 | 0.1860 | 0.2441 | 0.1897 | 0.2486 | 0.1987 | 0.2553 | 0.1950 |
| H20 | 0.3003 | 0.2850 | 0.2936 | 0.2887 | 0.2981 | 0.2977 | 0.3048 | 0.2940 |
| H21 | 0.3048 | 0.2940 | 0.2981 | 0.2977 | 0.3026 | 0.3067 | 0.3093 | 0.3030 |
| H22 | 0.3071 | 0.3157 | 0.3026 | 0.3067 | 0.3093 | 0.3030 | 0.3138 | 0.3120 |
| H23 | 0.3138 | 0.3120 | 0.3071 | 0.3157 | 0.3116 | 0.3247 | 0.3183 | 0.3210 |
| K00 | 0.2891 | 0.2797 | 0.2824 | 0.2834 | 0.2869 | 0.2924 | 0.2936 | 0.2887 |
| K01 | 0.2846 | 0.2707 | 0.2779 | 0.2744 | 0.2824 | 0.2834 | 0.2891 | 0.2797 |
| K02 | 0.2801 | 0.2617 | 0.2734 | 0.2654 | 0.2779 | 0.2744 | 0.2846 | 0.2707 |
| K03 | 0.2756 | 0.2527 | 0.2689 | 0.2564 | 0.2734 | 0.2654 | 0.2801 | 0.2617 |
| K04 | 0.2711 | 0.2437 | 0.2644 | 0.2474 | 0.2689 | 0.2564 | 0.2756 | 0.2527 |
| K05 | 0.2666 | 0.2347 | 0.2599 | 0.2384 | 0.2644 | 0.2474 | 0.2711 | 0.2437 |
| K06 | 0.2621 | 0.2257 | 0.2554 | 0.2294 | 0.2599 | 0.2384 | 0.2666 | 0.2347 |
| K07 | 0.2576 | 0.2167 | 0.2509 | 0.2204 | 0.2554 | 0.2294 | 0.2621 | 0.2257 |
| K08 | 0.2531 | 0.2077 | 0.2464 | 0.2114 | 0.2509 | 0.2204 | 0.2576 | 0.2167 |

1.5 Typical optical characteristics curves 典型光学特性曲线

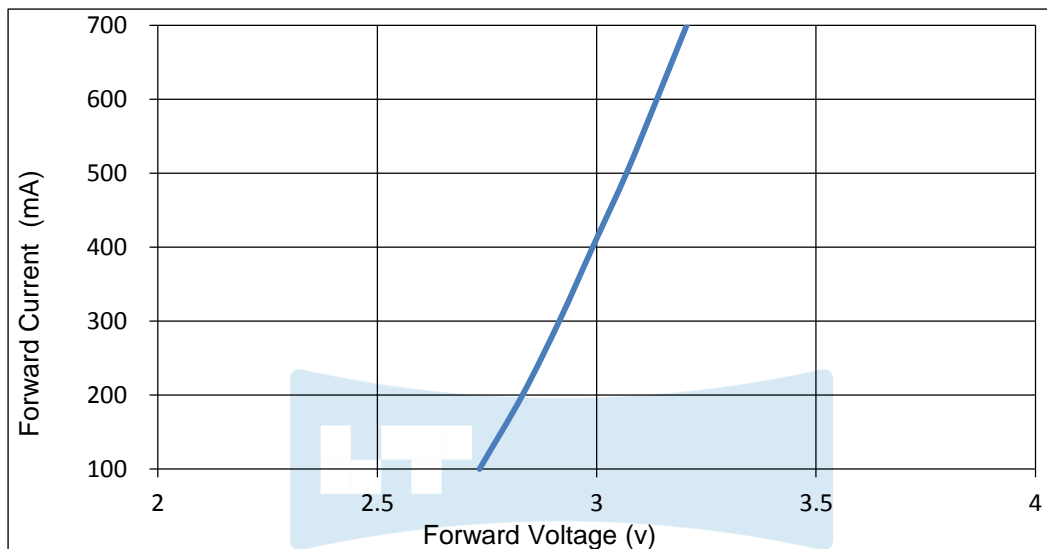


Fig 1-7 Forward Voltage Vs. Forward Current 伏安特性曲线

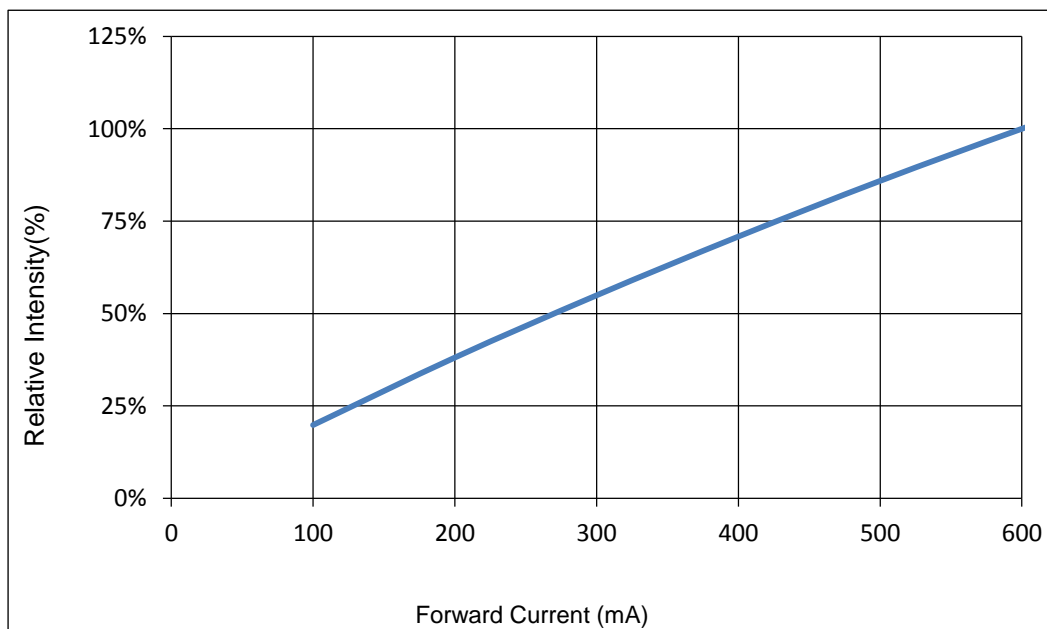



Fig 1-8 Forward Current Vs. Relative Intensity 正向电流与相对光强特性曲线



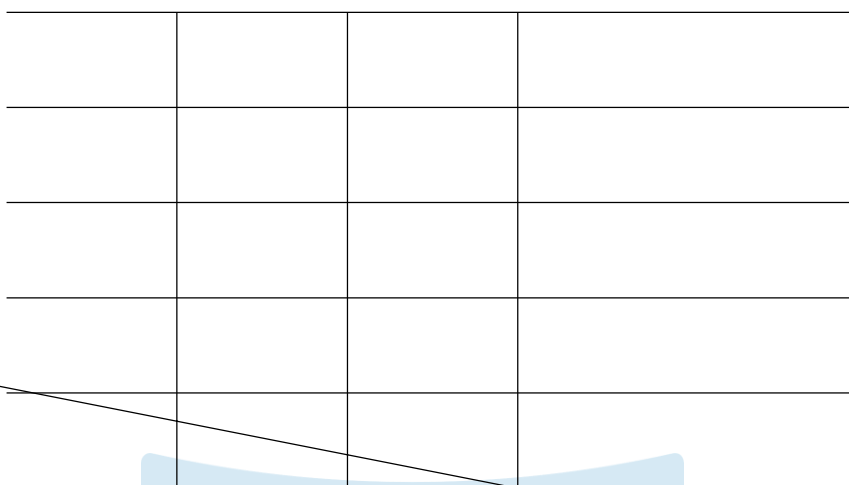


Fig 1-9 Solder Temperature Vs Relative Intensity 管脚温度与相对光强特性曲线



Fig 1-10 Solder Temperature Vs Forward Current 管脚温度与正向电流特性曲线

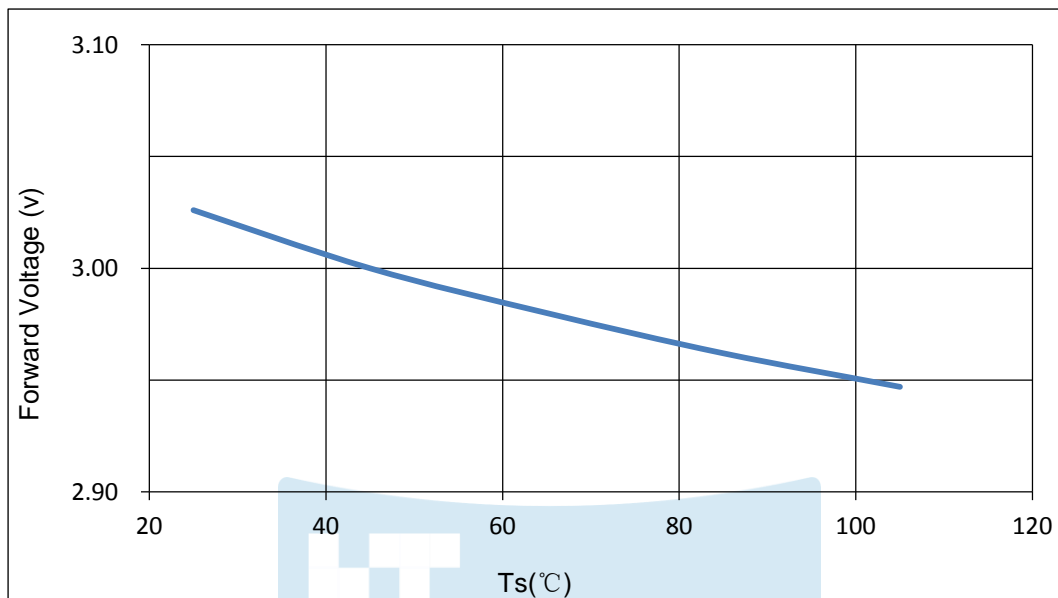


Fig 1-11 Forward Voltage Vs Solder Temperature 电压与管脚温度特性曲线

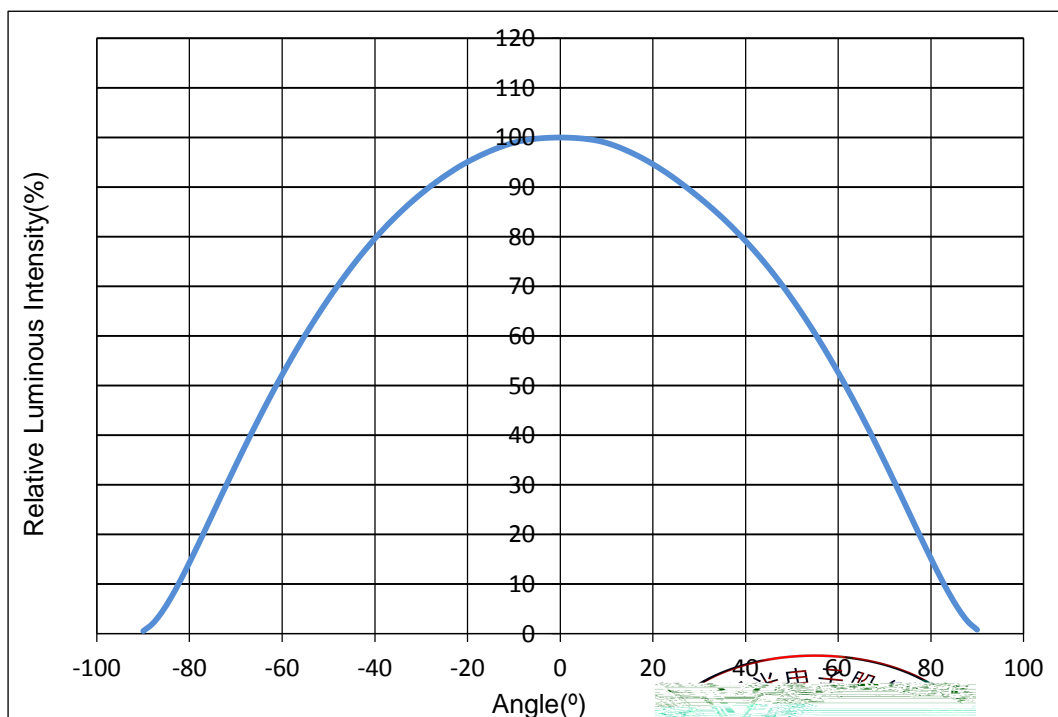


Fig 1-12 Radiation diagram 辐射特性曲线

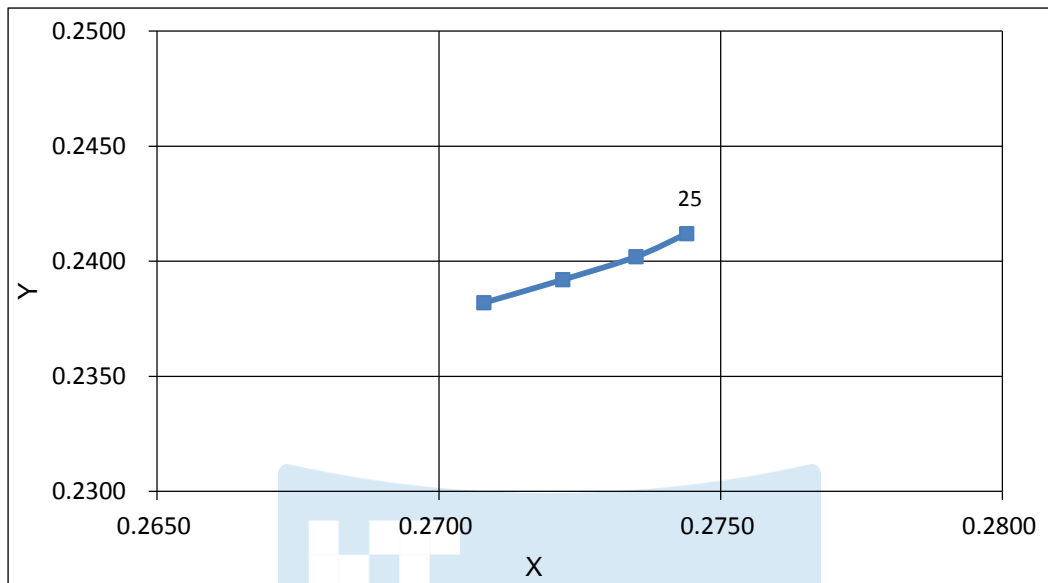


Fig 1-13 Chromaticity Coordinate Vs Solder Temperature 色坐标与管脚温度特性曲线

Fig.8- Spectrum Distribution 光谱分布特性曲线

2. Packaging 产品包装

2.1 Packaging Specifications 包装规格

Package:4000pcs/reel.包装每卷5000pcs。

2.1.1 Carrier Tape Dimensions 载带尺寸

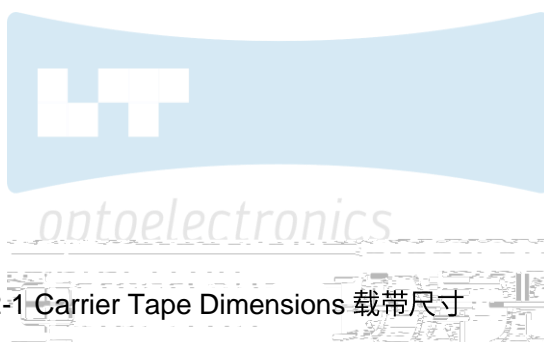


Fig 2-1 Carrier Tape Dimensions 载带尺寸

2.1.2 Reel Dimension 卷盘尺寸

Table 2-1 Reel Dimension 卷盘尺寸

| | |
|---|------------|
| A | 16.9±0.1mm |
| B | 178±1mm |
| C | |

Fig 2-2 Reel Dimension 卷盘尺寸

NOTES 备注:

The tolerances unless mentioned ±0.1mm. Unit : mm 注：未注公差为±0.1毫米，尺寸单位：毫米

2.1.3 Label Form Specification 标签规格

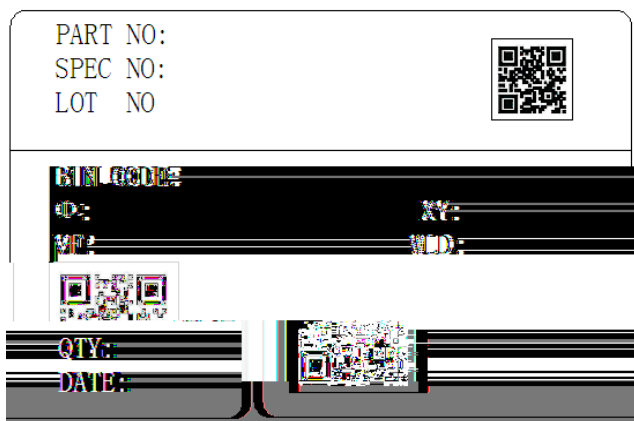


Fig 2-3 Label Form Specification 标签规格

Table 2-2 Label Form Specification 标签规格

| | | |
|----------|------------------|------|
| PART NO. | Part Number | 品名 |
| SPEC NO. | Spec Number | 规格 |
| LOT NO. | Lot Number | 批次号 |
| BIN CODE | Bin Code | 参数代码 |
| | Luminous flux | 光通量 |
| XY | Chromaticity Bin | 色区 |
| VF | Forward Voltage | 正向电压 |
| WLD | Wavelength | 波长代码 |
| QTY | Packing Quantity | 数量 |
| DATE | Made Date | 生产日期 |

2.1.4 Moisture Resistant Packing Process 防潮包装过程

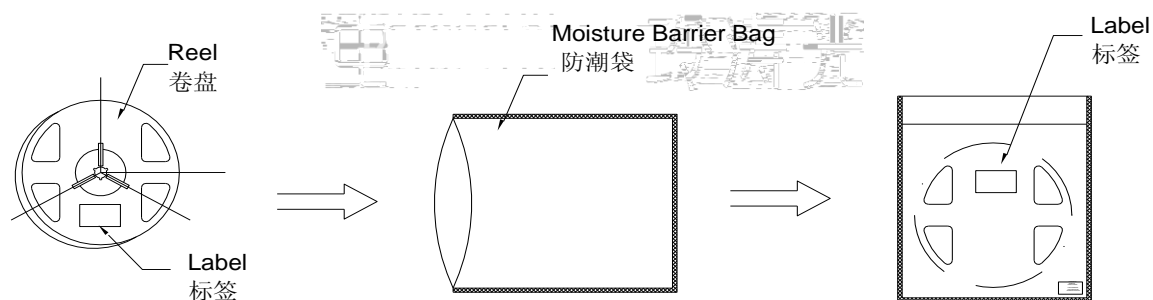


Fig 2-4 Moisture Resistant Packing Process 防潮包装过程

2.1.5 Cardboard Box 纸箱

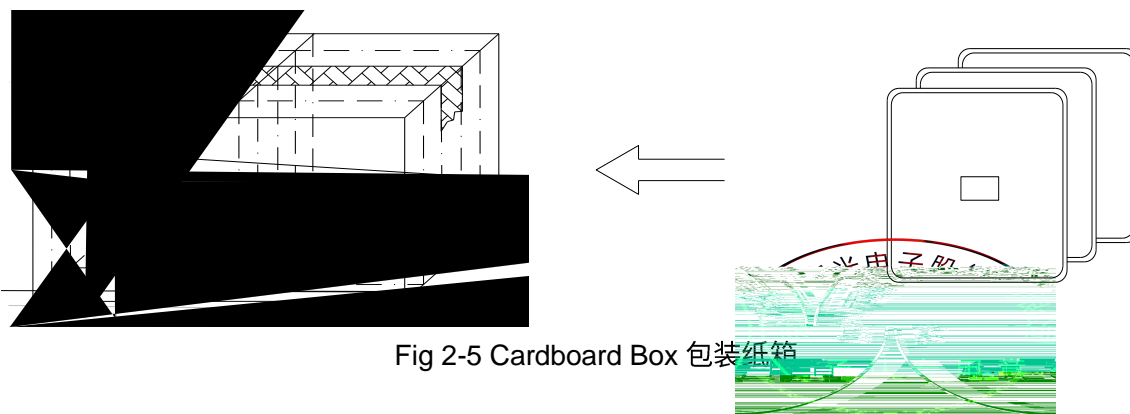



Fig 2-5 Cardboard Box 包装纸箱

2.1.6 Reliability Test Items And Conditions 信赖性测试项目及条件

Table 2-3 Reliability Test Items And Conditions 信赖性测试项目及条件

| Test Items 项目 | Ref.Standard 参考标准 | Test Condition 测试条件 | Time 时间 | Quantity 数量 | Ac/Re 接收/拒收 |
|---|--------------------------|---|------------|----------------|----------------|
| Reflow 回流焊 | JESD22-B106 | Temp:260°Cmax T=10 sec | 2times | 20Pcs | 0/1 |
| Thermal Shock 冷热冲击 | JEITAED-4701 300 307 | -40°C 15min 10s 100°C 15min | 100 cycle | 20Pcs | 0/1 |
| High Temperature Storage 高温保存 | JEITAED-4701 200 201 | Temp:100°C | 1000Hrs | 20Pcs | 0/1 |
| Low Temperature Storage 低温保存 | JEITA ED-4701 200 202 | Temp:-40°C | 1000Hrs | 20Pcs | 0/1 |
| Life Test 常温通电 | JESD22-A108 | T _A =25°C I _F =600mA | 1000Hrs | 10Pcs | 0/1 |
| High Temperature High Humidity Life Test 高温高湿通电 | JESD22-A101 | 60°C/ 90%RH I _F =600mA | 500Hrs | 10Pcs | 0/1 |



2.1.7 Criteria For Judging Damage 失效判定标准

Table 2-4 Criteria For Judging Damage 失效判定标准


| Test Items 项目 | Symbol 符号 | Test Condition 测试条件 | Criteria For Judgement 判定标准 | |
|-------------------------|--------------|------------------------|--------------------------------|-------------|
| | | | Min. 最小 | Max. 最大 |
| Forward Voltage 正向电压 | V_F | $I_F=600mA$ | - | U.S.L*)x1.1 |
| Reverse Current 反向电流 | I_R | $V_R = 0.6V$ | - | U.S.L*)x2.0 |
| Luminous Flux 光通量 | | $I_F=600mA$ | L.S.L*)x0.7 | - |

NOTES 备注:

(1) U.S.L: Upper standard level 规格上限 L.S.L: Lower standard level 规格下限

(2) The above reliability tests is based on the verification of a single/strip LED of Refond's existing experimental platform, the reliability experiment was taken under good heat dissipation conditions. when customers appliesthe LED to the series and parallel circuit, should take consideration of all the factors such as the current, voltage distribution, heat dissipation and others. 以上可靠性测试是基于瑞丰现有实验平台单颗/条LED在良好散热条件验证下的结果。客户端将LED应用于串、并联线路时，需自行评估电流、电压分配、散热等问题。

(3) The technical information shown in the data sheets are limited to the typical characteristics and circuit examples of the referenced products. It does not constitute the warranting of industrial property nor the granting of any license. 以上技术数据仅为产品的典型值，只作为参考，不作为任何应用条件及应用方式的保证。



3. SMT Reflow Soldering Instructions SMT回流焊说明

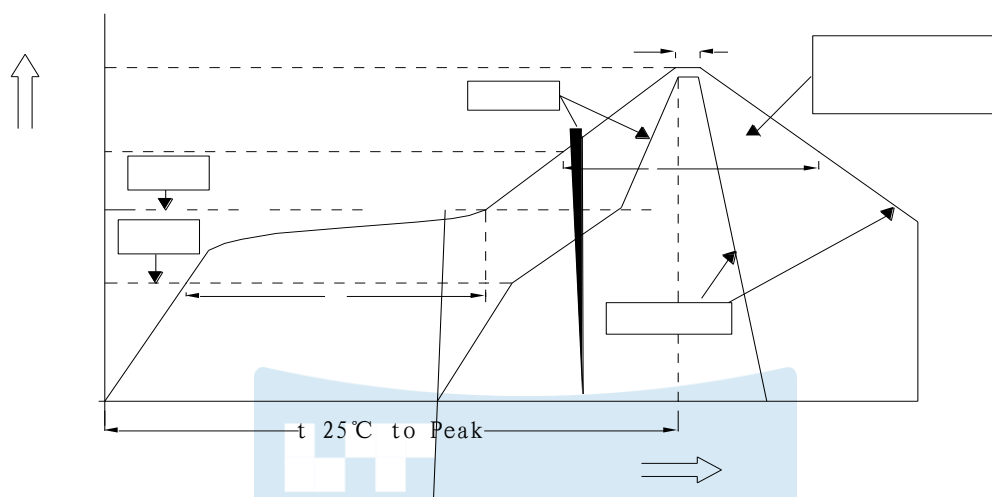



Fig 3-1 3. SMT Reflow Soldering Instructions SMT 回流焊说明

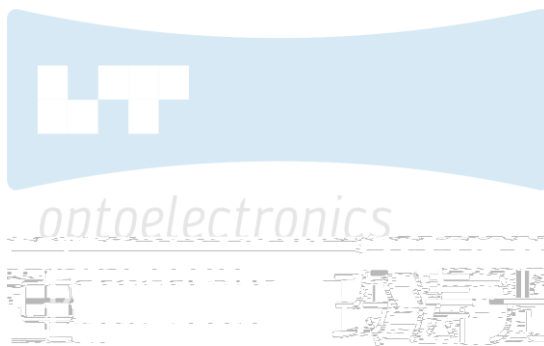
Table 3-1 SMT Reflow Soldering Instructions SMT 回流焊说明

| | |
|--|----------------------|
| Average temperature rise speed平均升温速度 (T _{max} 至T _P) | 最高3 °C/秒 Max 3 °C/ s |
| Preheating: minimum temperature预热: 最低温度 (T _{min}) | 150 °C |
| Preheating: Max temperature预热: 最高温度 (T _{max}) | 200 °C |
| Preheating: Time预热: 时间 (T _{min} 至T _{max}) | 60 - 120秒 60s-120s |
| Time limited to maintain high temperature: the temperature限时维持高温: 温度 (T _L) | 217 °C |
| Time limited to maintain high temperature: The Time 限时维持高温: 时间 (t _L) | 最多60秒 Max 60s |
| Peak /Classification of temperature:峰值 / 分类温度 (T _P) | 260 °C |
| Time limit classification of peak temperature time限时峰值分类温度: 时间 (t _p) | 最多10秒 Max 10s |
| Hold time within 5 °C with the actual peak temperature (TP) 与实际峰值温度 (T _P) 相差 5 °C 以内的保持时间 | 最多30秒 Max 30s |
| Cooling speed 降温速度 | 最高6 °C/秒 Max 6 °C/ s |
| Needed time from 25 °C to T _P 25 °C 升至峰值温度所需时间 | 最多8分钟 Max 8 minutes |



NOTES 备注:

(1)



4. Handling Precautions 使用注意事项

(1) LED operating environment and sulfur element composition cannot be over 100PPM in the LED mating usage material. This is provided for informational purposes only and is not a warranty or endorsement. LED 工作环境及与 LED 适配的材料中硫元素及化合物成份不可超过 100PPM. 这只是一个建议，不作任何品质担保。

(2) In order to prevent external material from getting into the inside of LED, which may cause the malfunction of LED, the single content of Bromine element is required to be less than 900PPM, the single content of Chlorine element is required to be less than 900PPM, the total content of Bromine element and Chlorine element in the external materials of the application products is required to be less than 1500PPM. This is provided for informational purposes only and is not a warranty or endorsement. 为了防止外界物质进入 LED 内部以造成 LED 的损伤，所处环境及所用套件等等，单一的溴元素含量要求小于 900PPM，单一氯元素含量要求小于 900PPM，溴元素与氯元素总含量必须小于 1500PPM. 这只是一个建议，不作任何品质担保。

(3) VOCs (Volatile organic compounds) emitted from materials used in the construction of fixtures can penetrate silicone encapsulants of LEDs and discolor when exposed to heat and photonic energy. The result can be a significant loss of light output from the fixture. Knowledge of the properties of the materials selected to be used in the construction of fixtures can help prevent these issues. Refond advises against the use of any chemicals or materials that have been found or are suspected to have an adverse affect on device performance or reliability. To verify compatibility, Refond recommends that all chemicals and materials be tested in the specific application and environment for which they are intended to be used. Attaching LEDs, do not use adhesives that outgas organic vapor. 应用套件中的挥发性物质会渗透到 LED 内部，在通电产生光子及热的条件下，会导致 LED 灯，进而造成严重光衰，提前了解套件材料能够避免产生这些问题。瑞丰反对使用任何对 LED 器件的性能或可靠性有害的物质或材料，不管这些材料是否已经证实了还是仅仅怀疑有害。针对特定的应用和使用环境，瑞丰建议对所有的物质和材料进行相容性的测试。在贴装 LED 时候，不要使用能产生有机挥发性气体的粘结剂。

(4) Handle the component along the side surface by using forceps or appropriate tools; do not directly touch or Handle the silicone lens surface, it may damage the internal circuitry. 通过侧边拿取 LED 元件，不要直接用手或尖锐金属压胶体表面，它可能会损坏内部电路。




Fig 4-1

(5) In designing a circuit, the current through each LED can not be exceed the absolute maximum rating specified for each LED. In the meanwhile, resistors for protection should be applied, otherwise slight voltage shift will cause big




Table 4-1 Storage 储存

| Conditions 种类 | | Temperature 温度 | Humidity 湿度 | Time 时间 |
|------------------|------------------------------------|-------------------|----------------|--------------------------------|
| Storage 储存 | Before Opening Aluminum Bag 拆包前 | ≤30°C | ≤75% | Within 1 Year From Date 一年内 |
| | After Opening Aluminum Bag 拆包后 | ≤30°C | ≤60% | 24hours 24小时 |
| Baking 烘烤 | | 60±5°C | - | ≥24hours 大于24小时 |


(8) If the moisture absorbent material —silica gel— has faded away or the LEDs have exceeded the storage time baking treatment should be performed after unpacking and based on the following condition 65 5 for above 24 hours. 如果干燥剂失效或产品不符合以上有效储存条件，需拆包后进行烘烤，烘烤条件：60±5°C，大于24小时。

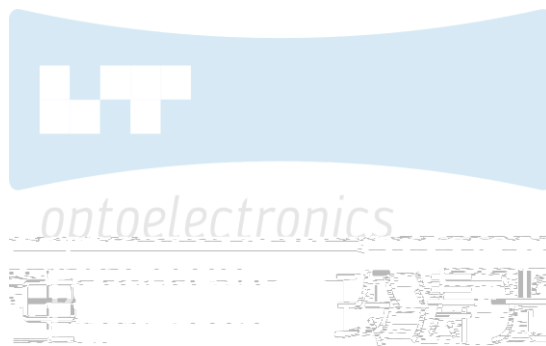
If the package is flatulence or damaged, please notify the sales staff to assist. 如果包装胀气或者破损，请通知销售人员协助处理。



(9) Similar to most Solid state devices; LEDs are sensitive to Electro-Static Discharge (ESD) and Electrical Over Stress (EOS). 像其他的半导体电子器件一样，LED 对静电过流击穿非常敏感，需要做好防护。

(10) Other points for attention, please refer to our relevant information.

其它注意事项请参照瑞丰相关资料。







Declare 申明

This specification is written both in English and in Chinese and the English is formal.

产品规格书以中英文方式书写，若有冲突以中文版本为准。